



RIHAN FAZLANI

COMPUTER SCIENCE STUDENT | AI EVALUATION & DATA ANALYSIS

Computer Science student with experience in Python, data analysis, research, and web technologies. Strong attention to detail with the ability to evaluate content, verify information, identify errors, and provide structured feedback. Interested in AI evaluation, data quality, and analytical problem-solving.

CONTACT

- Mumbai, India
- +91 8767055281
- rihanfazlani.cs@gmail.com
- linkedin.com/in/rihan-fazlani-5b558b293
- github.com/fazlanirihan-gliitch

EDUCATION

B.Sc. Computer Science

ICS Khed, Khed

Expected Graduation: 2027

SKILLS

PROGRAMMING & DATABASES

- Python
- SQL
- MongoDB
- Firebase

WEB DEVELOPMENT

- HTML5
- CSS3
- JavaScript
- React.js
- Tailwind CSS

DATA ANALYTICS

- Pandas
- NumPy
- Power BI
- Excel (Advanced)
- Data Visualization

AI & RESEARCH SKILLS


- AI Response Evaluation
- Fact Checking
- Internet Research
- Data Annotation
- Content Review
- Quality Assurance
- Analytical Thinking
- Attention to Detail

CERTIFICATIONS

- Python Programming – CodeWithHarry (2023)
- Data Analytics Fundamentals – CodeWithHarry (2024)
- Full Stack Web Development – CodeWithHarry (2024)

- rihanfazlani.cs@gmail.com
- +91 8767055281
- Mumbai, India
- linkedin.com/in/rihan-fazlani-5b558b293
- github.com/fazlanirihan-gliitch

KEY PROJECTS




Ashoka Water Park & Resort Website

Live Project

Designed and deployed a premium multi-page resort website with modern UI/UX, animations, WhatsApp booking integration, Firebase backend, and Vercel deployment.

Tech Stack: HTML5, CSS3, JavaScript, Firebase, Vercel, WhatsApp API




Data Visualization Dashboard

Analytics Project

Built interactive dashboards using Power BI and Excel. Transformed raw datasets into actionable insights and KPI reports for business decisions.

Tech Stack: Power BI, Excel, Data Modeling, Data Visualization




Sales & Customer Analytics Dashboard

Analytics Project

End-to-end data analytics project analyzing sales performance, customer behavior and product trends. Built ETL pipeline, cleaned data with Python and created insightful dashboards for strategic decision making.

Tech Stack: Python, Pandas, NumPy, SQL, Power BI, Data Visualization




Python Data Analysis Project

Python Project

Performed data cleaning, exploratory data analysis and visualization using Pandas, NumPy and Matplotlib. Extracted trends, patterns and insights from real-world datasets.

Tech Stack: Python, Pandas, NumPy, Matplotlib



AI Response Evaluation Practice

AI Project

- Practiced evaluating AI-generated responses for accuracy, relevance, and clarity.
- Compared multiple outputs and identified factual inconsistencies.
- Developed structured feedback based on quality guidelines.
- Applied analytical thinking and attention to detail.

WORK EXPERIENCE

- Freelance Web Developer** 2025 – Present
 - Develop responsive, user-friendly websites for local businesses.
 - Optimize UI/UX, performance, and SEO for better engagement.
 - Deploy and maintain websites using Vercel and Firebase.
- Website Manager – Vian Gym** 2026 – Present
 - Manage website updates, content, and performance.
 - Handle branding improvements and user engagement strategies.
 - Analyze engagement data and suggest improvements.